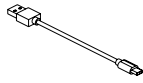




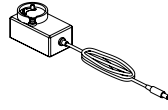
Parts List



Notebook Cooler x 1



USB Cable x 1



Power Adapter x 1



US x 1



AU x 1

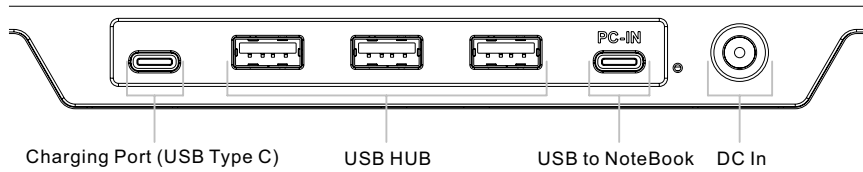


EU x 1



UK x 1

Inter Face



Charging Port (USB Type C)

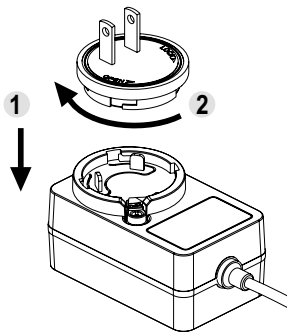
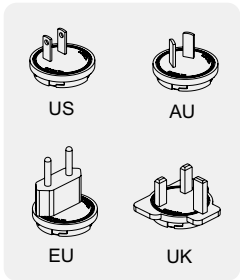
USB HUB

USB to Notebook

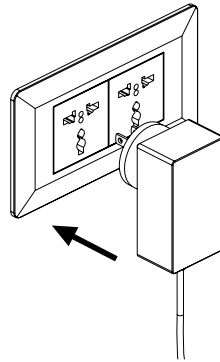
DC In

Installation Guide

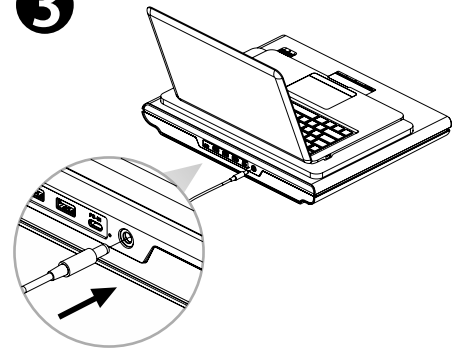
1 Power Adapter



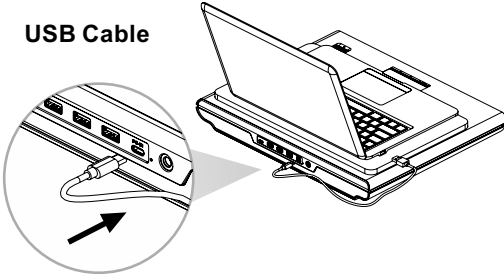
2



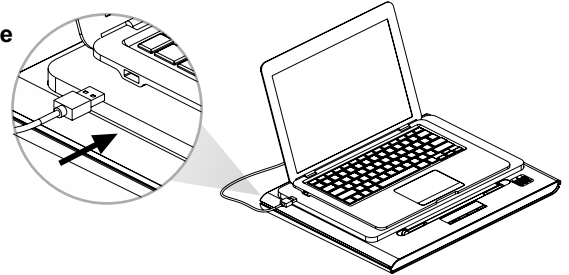
3



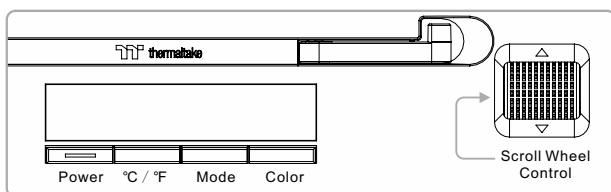
4 USB Cable



5 USB Cable



Control Pad



Power :
Long press to power on / off

°C/°F :
Press to switch the temperature between °C or °F

Mode :
Press to switch over between 5 LED modes (RGB Spectrum / RGB Gradient / Breath / Blink / Static)
Long press to light off

Color :
Press to change the color in each mode
Breath Mode - Red/Yellow/Green/Cyan/Blue/White/Purple/Rainbow
Blink Mode - Red/Yellow/Green/Cyan/Blue/White/Purple/Rainbow
Static Mode - Red/Yellow/Green/Cyan/Blue/White/Purple/Rainbow

Scroll Wheel Control :
Adjust fan speed from 800 to 3500 RPM