



#### Asia

##### Taiwan Headquarters - Thermaltake Technology Co., Ltd.

5F, No. 185, Sec.2, Tiding Blvd., Neihu Dist.,

Taipei City 114, Taiwan

TEL: +886-2-8797-5788

FAX: +886-2-8797-8055

E-MAIL: [info@thermaltake.com](mailto:info@thermaltake.com)

WEBSITE: <http://www.thermaltake.com>

##### Thermaltake Capital Beijing Co., Ltd.

#907, HaiTai Plaza, No. 229, North 4th Ring Road,

Haidian District, Beijing, 100083, PRC

TEL: +86-10-8288-3159

FAX: +86-10-8288-3302

E-MAIL: [ttchina@thermaltake.com.cn](mailto:ttchina@thermaltake.com.cn)

WEBSITE: <http://www.thermaltake.com.cn>

#### Americas

##### Thermaltake USA Inc.

20420 Business Parkway, City of Industry, CA, 91789 USA

TEL: +1626-968-9189

SUPPORT: +1800-988-1088

FAX: +1626-968-7659

E-MAIL: [sales@thermaltakeusa.com](mailto:sales@thermaltakeusa.com)

WEBSITE: <http://www.thermaltakeusa.com>

#### Australia

##### Thermaltake Australia and New Zealand Pty Ltd.

63-69 Ricketts Road Mount Waverley VIC 3149 Australia

TEL: +613 9131 9827

E-MAIL: [sales@thermaltake.com.au](mailto:sales@thermaltake.com.au)

WEBSITE: <http://www.thermaltake.com.au>

#### Europe

##### Thermaltake Germany GmbH

Oststrasse 26, 22844 Norderstedt, Germany

TEL: +49(0)40/30-85-86-0

FAX: +49(0)40/30-85-86-89

E-MAIL: [info@thermaltake.de](mailto:info@thermaltake.de)

WEBSITE: <http://de.thermaltake.com>

##### Thermaltake Russia Representative Office

Office 404, bld. 40/22, Nikoloyamskaya Str/,

Moscow 109004, Russia

TEL: +7(916) 726- 2888

E-MAIL: [info@thermaltakerussia.ru](mailto:info@thermaltakerussia.ru)

WEBSITE: <http://ru.thermaltake.com>



No.06  
June 2020

## Liquid Cooling News



## Contents

<b>01</b>	Cool with Coolant	03
<b>02</b>	How LCS Works	07
<b>03</b>	SyncALL, Say “Hello TT” Customize Your RGB LCS System	14
<b>04</b>	Cool Your System with Thermalright LCS Components	34
<b>05</b>	How do you install your Distro-Plate Pump Combo?	43
<b>06</b>	Meet The TT RGB PLUS Ecosystem	48
<b>07</b>	Master Modder Recommendation	56
<b>08</b>	Thermalright CaseMOD Invitational	59
<b>09</b>	Thermalright Casemodding Showcase	60
<b>10</b>	TT Premium	62



## 01 Cool with Coolant

Coolant Cooling is required to remove the waste heat produced by computer components, to keep components within permissible operating temperature limits.

Thermaltake high performance coolants are made in Germany, virtually odorless and non-flammable, plus it features anti-corrosion protection and heat-transfer medium for PC water-cooling and superb protection for copper, nickel, brass, and aluminum. Create your own coolant color and experience the excitement of color mix & match.

# Coolant



When



Meets



Thermaltake  
C1000 Pure Clear



Thermaltake  
P1000 Pastel



Thermaltake  
T1000 Opaque



## Be a Coolant Artist

### Color Mix Matching

- » Pour TT Premium Concentrate into the reservoir filled with Thermaltake P1000 Pastel White Coolant.
- » The more TT Premium Concentrate you add, the stronger the color will appear.
- » The standard recommendation is to use a mix of 50ml TT Premium Concentrate and 950ml Thermaltake P1000 Pastel White Coolant.



« Mix With P1000 Pastel White Coolant »



« Mix With C1000 Pure Clear Coolant »

## Thermaltake P1000 Pastel Coolant Series

### Formulated to Impress

#### Liquid Surface Tension Optimizer

By adding optimizer to increase the surface tension of the coolant, it minimizes the risk of airlock. With P1000, it only takes about 5 to 10 seconds to start the system after filling the loop thanks to the liquid surface tension optimizer.

#### Anti-Corrosive Solution


Corrosion protection for copper, brass, nickel, and aluminum.

#### Low Viscosity Enabler


P1000 assembles a lot of qualities of pure water, quality such as low viscosity enables effective flow of P1000 Pastel Coolant.

#### Antifreeze

Ensures coolant to run effectively under extreme weathers.







## 02 How LCS Works

# Understanding Liquid Cooling System in Minutes !


## Step 1

Fill the coolant in the reservoir. Pure water's thermal conductivity is about 30 times greater than air and takes a lot longer for the temperature of water to rise compared to air. Water is the main transfer medium for Liquid cooling.



## Step 2

The Pump will circulate the coolant within your loop starting from the pump and carried through to your heat source(s) i.e. CPU/GPU



### Step 3

When the coolant reaches your heat source the waterblock dissipates the congested heat from the source into the coolant via the micro channels in the waterblock.



### Step 4

The coolant continues to circulate transferring the heat from the source to the radiator. The radiator spreads the water out into the cooling fins dissipating the heat evenly allowing a bigger surface area for heat extraction.





## Step 5

Then finally the fans secured on the radiator exhausts the heat trapped in the radiator fins cooling down the water and dissipating the heat into the air.



## Step 6

After most the heat is extracted on your radiator by fans, the coolant will continue to flow back into the reservoir making a complete loop.



## 03 SyncALL, Say “Hello TT” Customize Your RGB LCS System

Customizing a RGB LCS System can seem intimidating. Fear not, Thermaltake is here to provide a quick start guide on how to choose components for your system as well as how to color up your build with the TT RGB PLUS Ecosystem.



# 1. Choose a Case

Case sizes can be generally categorized as Super Tower, Full Tower, Mid Tower, Mini Case and Cube Case. To create your dream liquid cooling system, it is ideal to have a chassis designed with liquid cooling in mind. Usually it comes with plenty of space on the inside, at least one transparent side panel, and a large fan grate on the top or bottom.

The most popular choice is mid-tower chassis, which comes with enough room for a full size ATX motherboard, water-cooling components installation, several hard drives and optical drives, and expansion slots. You can also consider a super-tower case, or a full-tower one if you're going to use a larger motherboard, such as XL-ATX and E-ATX. For those who opt for a smaller case, then mini cases and cube cases are great choices.



AH T600

**Full Tower Chassis**



Level 20 RS ARGB

**Mid Tower Chassis**



DistroCase™ 350P

**DistroCase™**



Core P8

**Open Frame Chassis**



## 2. Choose a CPU

Your choice of CPU largely depends on your workload and can be generally divided into two types: single-threaded and multi-threaded. Single-threaded workloads include tasks like browsing websites and word processing. Multi-threaded workloads mainly involve more complicated tasks, such as gaming, photo editing, video encoding and rendering, and usually do better on CPUs that have multiple cores.



9th Intel® Core™ i9



AMD® Ryzen™

## 3. Choose a GPU

There are two main types of graphic cards: gaming-oriented cards and workstation-oriented cards. Gaming cards are applied to deliver the best frame rates from games at the most realistic details settings, and the highest resolutions. Meanwhile, workstation cards are made for maximum stability and precision, and are specifically optimized for 3D rendering workloads.



NVIDIA® GeForce® RTX 2080 Super

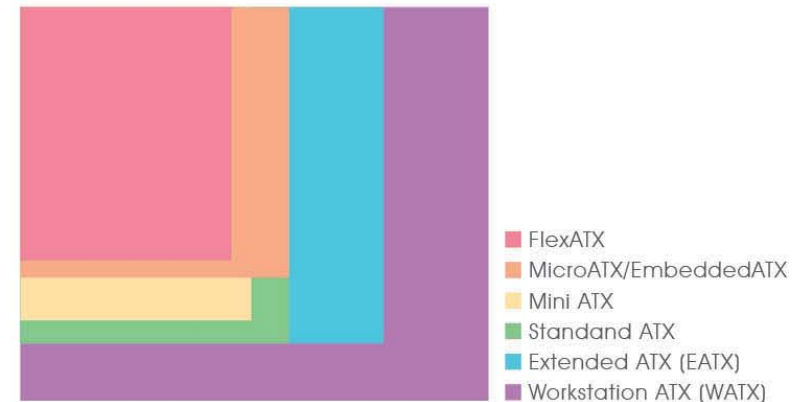


AMD Radeon™ RX5700 Series

## 4. Choose a Motherboard

The most common motherboard sizes come in Mini-ITX, Flex-ATX, Micro-ATX, ATX, E-ATX and W-ATX. The motherboard you select should be compatible with your processor, memory and the most of your other components.

ATX Motherboard Size Comparison



Creator TRX40



MPG Z490 GAMING PLUS

## 5. Select One or More TT RGB PLUS Synchronizable Products

TT has a wide range of selection for RGB liquid cooling components that can be synchronized via TT RGB PLUS Ecosystem. We have chosen some of our latest featured components for you to consider when coloring up your builds.



- TT / Razer software only supports English.
- Amazon Alexa Voice Service supports only English.




### WaterRam RGB Liquid Cooling Memory

An unprecedented two-way cooling high performance DDR4 memory module that comes with its own water block. It allows liquid cooling or heat sink convection cooling for the RAMs. The RAMs are built with optimized 3200MHZ high frequency that supports Intel XMP 2.0 one click overclocking technology.



### Pacific W7 Plus CPU Water Block

Pacific W7 Plus Water Block features a high quality transparent cover design, copper base and anti-corrosive nickel plating, a built-in temperature sensor, and 12 high lumen addressable LEDs which delivers high-quality cooling performance.



### Pacific V-RX 5700 Series Plus / Pacific V-RTX 2070 Super Plus (ASUS Turbo)

The Thermaltake Pacific V-RX 5700 Series Plus / V-RTX 2070 Super Plus (ASUS Turbo) GPU Waterblock are total conversion waterblocks for AMD Radeon RX 5700 Series and NVIDIA RTX 2080 Super graphic cards. Both support TT RGB PLUS 1.68M RGB lighting. Unleashing the real power of your GPU.



### Pacific CL360 Plus RGB Radiator

High-performance 360mm copper radiator with high-density copper fin design, brass tank and a software-controllable 16.8 million-color LED strip.



### Pacific DP100-D5 Plus Distro-Plate with Pump Kit

The Thermaltake Pacific DP100-D5 Plus is a distribution plate with a pre-installed D5 pump, the distro is universal and can be fitted to most 360mm radiator fan mounting points. Furthermore can be synced with our TT RGB PLUS Ecosystem.





### Riing Quad 12/14 RGB Radiator Fan TT Premium Edition

ThermalTAKe Riing Quad incorporates state-of-the-art technology, virtually inaudible operation and superior cooling with incredible 4-ring LED lighting. Supports TT NeonMaker and TT RGB PLUS software.



### Riing Trio 12/14 RGB Radiator Fan | Riing Trio 20 RGB Case Fan TT Premium Edition

PWM controlled fan with world's first intelligent radiator fan with 3 independent 16.8M color LED ring design, featuring 30 addressable LEDs for 12/14cm and 60 for 20cm with a long-life hydraulic bearing and compression fan blade.



### Riing Duo 14/12 RGB Radiator Fan TT Premium Edition

PWM controlled fan with 2 independent addressable 16.8M color LED ring, featuring 18 addressable LEDs in total with a long-life hydraulic bearing and compression fan blade.



### Pacific PR32-D5 Plus Reservoir/ Pump Combo

This combo kit includes a high performance pre-installed D5 pump with a special rotatable upper reservoir lid to fit different tube angles. Two mounting brackets included to mount either to a case or radiator.



### Pacific RGB Plus TT Premium Edition G1/4 PETG Tube 16mm OD 12mm ID Fitting

16.8 million-color RGB fittings with High-Flow and Leak-Free Design.

# If you don't know where to start, TT has an easy solution for you!

## Pacific CL360 Max D5 Hard Tube Water Cooling Kit

W5 CPU Water Block

PR22-D5 Plus Reservoir/Pump Combo

CL360 Plus RGB Radiator

T1000 Coolant Series- Pure Clear

Riing Duo 12 RGB Radiator Fans x 3

C-Pro Compression Fittings – Black x 8

Adapter Fittings - Black x 2 PETG Hard Tubes x 8





## 6. Select Your LCS Components




### Coolant

Choose between different types of coolant to best match your builds. Thermalright P1000 Pastel Coolant Series offers easy application in various colors. Or mix Thermalright T1000 Transparent Coolant with TT Premium Concentrate Coolant Series to formulate special colors for your builds.



## CPU/GPU Water blocks

Water blocks come in a few different variations, the block is usually installed on a heat source such as CPU or GPU allowing maximum heat extraction. Liquid cooling performance is determined by the material of their base plate and micro-channel design.



## Pump & Reservoir

Choose the size of reservoir to fit your needs. Size usually is not entirely important although by having a bigger reservoir the pump is less likely to run dry and wear down.



## Fittings

Fittings come in all shapes and sizes from angles, extenders to compression fittings. They are the connection between the blocks, radiators and tubes, such as Pacific C-PRO Series compression fittings. The most popular sizes are 16mm OD and 12mm OD. The outside diameter is what you look for when choosing the type of fittings.

## Radiators

Radiators come in all sizes, usually in fan sizes like 120mm or 140mm variations. Sizes are chosen depending on your chassis and fan mounting points.

Thermalright provides a wide range of radiators including high density copper fins or a double micro-fin design. This helps to deliver excellent quality and superior cooling performance for radiators such as the Pacific CL Series, Pacific C Series Slim, Pacific CLM and CLD Series.




## Tubing

Tubing comes in various sizes and textures to match the outside diameter (OD) of the fittings you have selected. You can first choose the fittings and then select the matching tubing, or vice versa.

Two popular types of tubes are soft tubes and hard tubes. Hard tube gives clean and well organized look but the bending requires more experience with custom LCS and will need additional tools such as a bending kit and a heat gun.





## 7. Select Sleeve Cables

To enhance the aesthetics of your build, you can pick TtMod Sleeve Cable, which is sleeved with the heatshrinkless sleeving method and comes in three-layered design: Outer ultra-density weaving, the middle insulating layer with acid and alkali-resistance, fuel resistance, damp proof, and mildew proof features, and inner certified 16 AWG wire.

## 8. Select A Power Supply

The power supply powers all the components in your computer. Some cases are preinstalled with a power supply already installed, but others require you to provide your own. Builders must find a power supply that is able to handle the load, quality-made, fits their case, and has all the required cable ends.





## 9. Install TT RGB PLUS Software, App, and Amazon Alexa

### CONTROLLER CONFIGURATION

For lighting up the TT RGB PLUS syncable products in your system, the first thing you need to do is assign a number for each controller.

All products come with a digital lighting controller that is designed with a DIP switch on the back. The coding guide is also included in all packs. Simply follow the steps written in the guide, then you will be able to set a number for your controllers. You can connect up to 16 controllers to TT RGB PLUS software.



#### WHAT IS TT RGB PLUS ECOSYSTEM?

TT RGB PLUS Ecosystem is the intelligent lighting system for PCs that combines the most advanced addressable LED lighting with ThermalTake's patented TT RGB PLUS Software, Razor Chroma, and Amazon Alexa Voice Service. TT RGB PLUS ecosystem provides nearly unlimited possibilities for playing with colors, synchronizing lights to games, music, CPU temperatures, Razer Chroma supported gaming peripherals or other TT RGB PLUS products, including case fans, CPU/VGA waterblocks, AIO CPU coolers, PSUs, LED strips, gaming keyboards, headsets, mice and mouse pads. The patented TT RGB PLUS software allows users to change the light modes, colors, speeds, brightness, fan speeds via TT AI Voice Control and Amazon Alexa Voice Service.



#### TT RGB PLUS SOFTWARE

ThermalTake's patented software to synchronize TT RGB PLUS products with addressable LEDs.

DOWNLOAD TT RGB PLUS SOFTWARE



#### TT AI VOICE CONTROL

Give you full control over the TT RGB PLUS products with your voice.



coming soon...

### HOW TO DOWNLOAD THE TT RGB PLUS SOFTWARE

Download the software from <http://ttrgbplus.thermaltake.com/>


Alternatively, you can search "Riing Plus RGB" on ThermalTake official website, and download the software from there.



# TT RGB PLUS SOFTWARE PROFILE SETTING

Conveniently control all TT RGB PLUS syncable products and customize the lights at the same time by setting up to five profiles for each controller.

Each controller your system connected is displayed at the top left of the interface for you to quickly access. Within each profile, you can check which product is set to what operating speed and lighting effect. You can even “SAVE” and apply the settings to other controllers your system is running.



## HOW TO DOWNLOAD TT RGB PLUS APP

Install TT RGB PLUS app on your phone and connect it to TT RGB PLUS software. The app is now available on APP Store and Google Play. All you need to do is typing “TT RGB PLUS” on the search column.

For the app and TT AI Voice Control to work, your mobile phone is required to connect to WI-FI. When you turn on the app, you will find the settings menu on the side of the screen where the number of each profile and the number of each controller are displayed.

# HOW TO SET UP TT RGB PLUS - AMAZON ALEXA SKILLS

Go to the Amazon official website. Log into your Amazon account and search "Alexa Skills TT RGB Plus" to set up the program.

For step-by-step set up instruction, Please scan the QR Codes below for a written instruction or video guide.



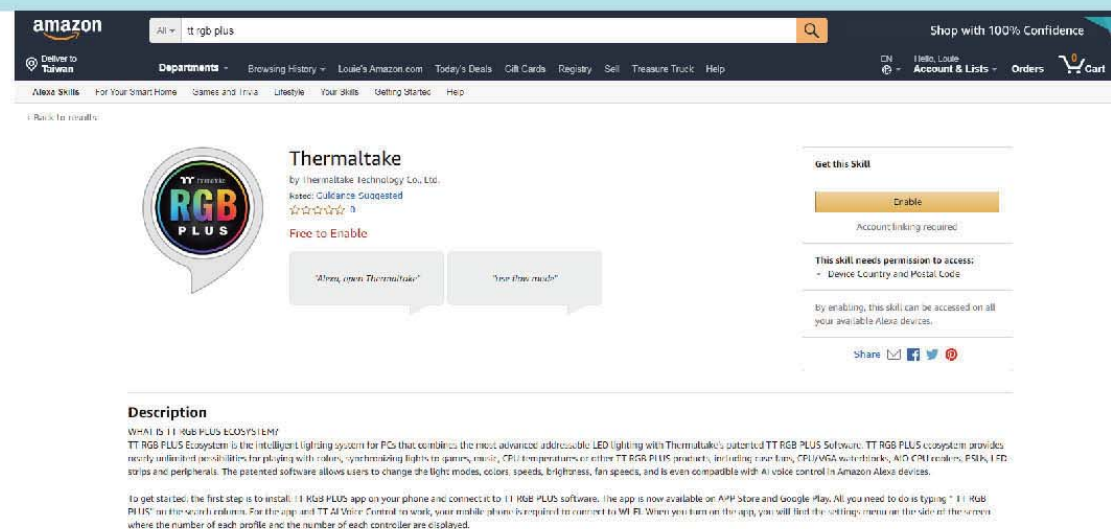
Written Guide



Video Guide



# amazon alexa



The screenshot shows the Amazon Alexa Skills page for the Thermaltake TT RGB PLUS skill. The page includes the Amazon logo, a search bar with "tt rgb plus" entered, and navigation links. The skill is listed as "Thermaltake" by "Thermaltake Technology Co., Ltd." with a 4.5-star rating and "Free to Enable" status. There are two buttons: "Get this skill" and "Enable". Below the buttons, it states "This skill needs permission to access: Device Location and Postal Code". A description section at the bottom explains that the skill is a lighting system for PCs that can be controlled via voice commands. It also mentions that the skill is available on the Amazon App Store and Google Play.



## **04** Cool Your System with Thermaltake LCS Components





## WaterRam RGB Liquid Cooling Memory

### Crafted For Excellence

WaterRam RGB Liquid Cooling Memory is an unprecedented two-way cooling high performance DDR4 memory module that comes with its own water block. It offers ultimate flexibility when it comes to cooling options, with copper based water block and aluminum heat sinks, it allows liquid cooling or heat sink convection cooling for the RAMs. The RAMs are built with optimized 3200MHz high frequency that supports Intel XMP 2.0 one click overclocking technology and low CAS latency of 16. While WaterRam RGB Liquid Cooling Memory ensures peak performance on the latest Intel DDR4 motherboards, it is also gorgeous, built with 12 high lumens addressable LEDs of 16.8m colors that can be controlled by TT RGB PLUS Ecosystem and sync with motherboards from ASUS, GIGABYTE, MSI and AsRock that have a 5V addressable RGB header. Let WaterRam RGB Liquid Cooling Memory takes your system to a whole new level!



## Pacific W7 Plus CPU Water Block

The copper based Pacific W7 Plus Water Block features a high quality transparent cover design with a copper base and anti-corrosive nickel plating. The water block is equipped with a built-in water temperature sensor that detects coolant temperature flowing through the block allowing you to monitor real-time status via the TT RGB Plus Software. W7 Plus not only uses top-notch components but also has 12 high lumen addressable LEDs which delivers high-quality cooling performance and stunning visual effects.





# Pacific Copper Radiator Series



Pacific CL Radiator Series

Pacific C Radiator Series

Pacific CLM Radiator Series



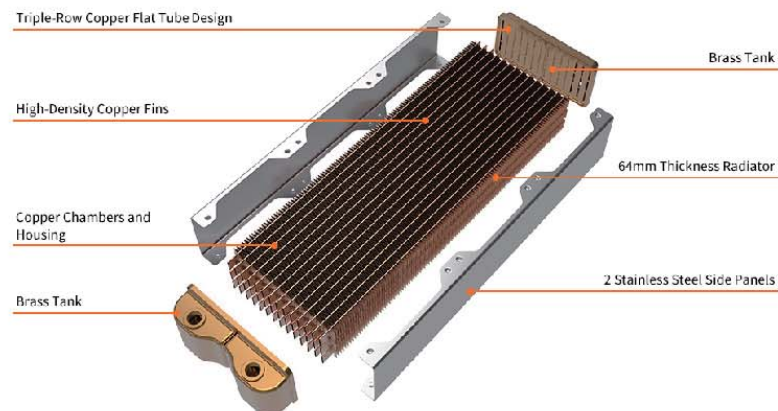
Pacific CLD240 Radiator

Pacific CLD360 Radiator

Pacific CLD480 Radiator

The Pacific CL Radiator Series is a high-performance copper radiator Series that is available in 360mm, 420mm, 480mm. And Pacific C Radiator Series is a high-performance slim copper radiator series available in 240mm and 360mm. As for the Pacific CLM Radiator Series, they are 40mm thick copper radiators that comes in 240mm, 360mm, and 480mm. All three series are made with high-density copper fin design and brass tank. These radiator series are manufactured from premium-quality materials that provide exceptional performance, unrivalled reliability. The unique stainless steel side panels guarantee the durability as well as reduce the weight of the radiator. Integrated G1/4" threads make it easy to install, while rigid connections ensure leak-resistant measures are in place. With an ideal mounting, fitting and flow set-up, the Pacific Copper Radiator Series meet your cooling needs in every way.

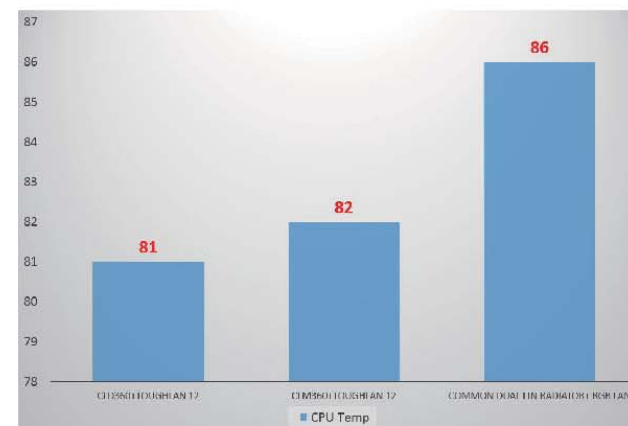
## High-Quality Copper Radiator Design



The Pacific CLD Series Radiator is a copper radiator built with an highly efficient double-fin design and a brass tank. The radiator is compatible with 120mm high-static pressure fans with 40mm thickness for optimal heat dissipation, the CLD series is manufactured with a “reflow soldering manufacturing process” which provides exceptional cooling performance.

In addition, The fin density (FPI: 25) is optimally designed to increase surface area allowing heat to be easily carried away. The performance is significantly improved with increased fan speed, offering superior heat dissipation.

The Pacific CLD Series radiators are available in 240mm, 360mm and 480mm, allowing users to build an aesthetically-superior watercooled PCs as well as allowing external-modular upgrades for your system, granting ultimate custom configurations.



## V-Tubler PETG Tube Series

Manufactured from premium PETG, the V-Tubler rigid tubing allows users to route the tubes runs exactly to their heart's content. Designed with 16mm and 12mm OD PETG tube adapter fittings, give users better mounting, easier fitting, and ideal flow. Choose from: 500mm and 1000mm to make your system a showcase for all to see with the Thermaltake V-Tubler water tubing.

### V-Tubler PETG Tube 16mm OD



### V-Tubler PETG Tube 12mm OD 10mm ID



## Pacific RGB Plus TT Premium Edition G1/4 PETG Tube 16mm OD 12mm ID Fitting



Thermaltake Pacific RGB Plus TT Premium Edition G1/4 PETG Tube 16mm OD 12mm ID Fitting took RGB fittings to a new level with software-controllable 16.8 million-color LED that is visible from all directions. The RGB PLUS fitting is designed for 16mm OD /12mm ID hard tube and produced with high quality copper that ensures durability. Color up your system with Pacific RGB Plus TT Premium Edition Fittings.





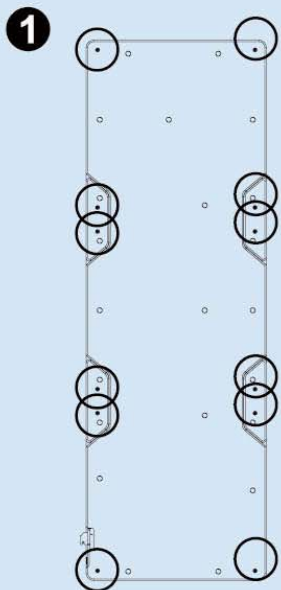


## 05 How do you install your Distro-Plate Pump Combo?

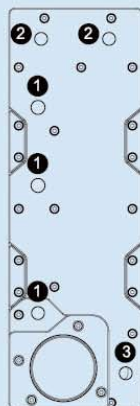
The application of the distro-plate aims to simplify the tube structure of hard tubing water cooling - a smarter way for beginners or experienced modders to present their water-cooled builds.

Let the TT LCS Team guide you through the easy process of installing our all-new Distro-Plate with Pump Combo!

## Pacific DP100-D5 Plus Installation Guide



2

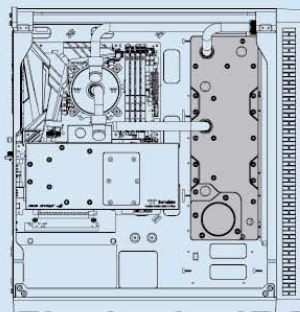


Circle 1 is designed for liquid outlets, you may choose one of the ports to use.

Circle 2 is designed for liquid inlet/fill, you may choose one of the ports to use.

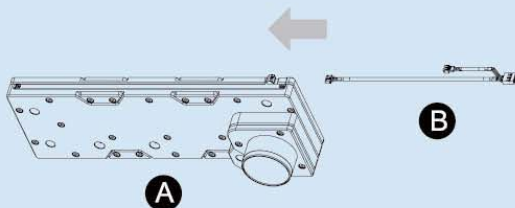
Circle 3 is the drain port.

3



Assembly example can refer to the following figure.

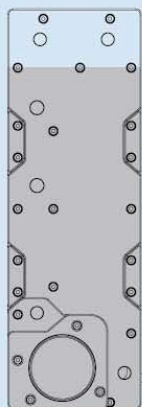
5



Connect the LEDY-Cable onto the Distro Plate.

To install the DP100 in your chassis, place a screw and washer that comes with the DP100 on every screw hole that matches the circles in the below picture.

4

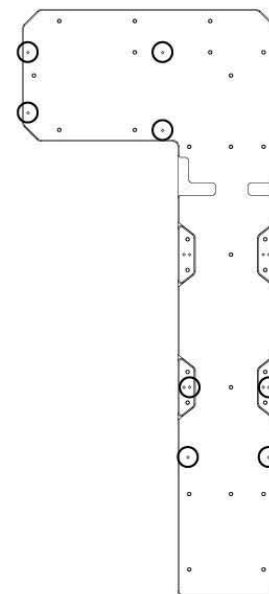


To avoid air bubbles during operation, please fill the reservoir with coolant to the line (Normal coolant level)

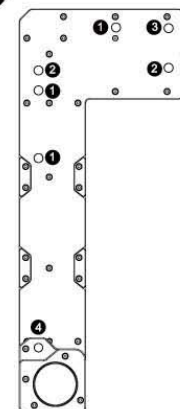
## Pacific Core P5 DP-D5 Plus Installation Guide



1



2



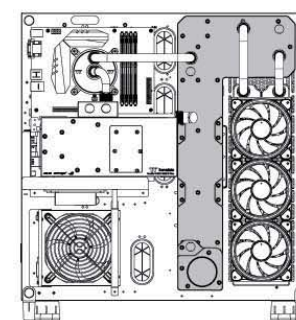
Circle 1 is designed for liquid outlets, you may choose one of the ports to use.

Circle 2 is designed for liquid inlet, you may choose one of the ports to use.

Circle 3 is designed for liquid fill, you may choose one of the ports to use.

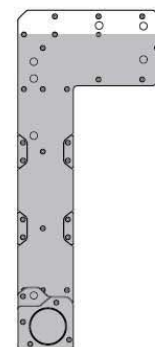
Circle 4 is the drain port.

3



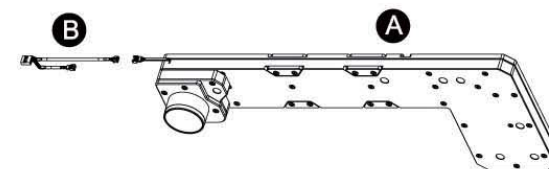
Assembly example can refer to the following figure.

4



To avoid air bubbles during operation, please fill the reservoir with coolant to the line (Normal coolant level)

5



Connect the LEDY-Cable onto the Distro Plate.



## Set Up Your Spectacular Lighting

NeonMaker is the new advanced editing software for RGB lighting customization. NeonMaker provides various stunning pre-set lighting effects, this allows users to edit their lighting effects on every single LED light bulb. Users can customize lighting profiles, adjust effects on the timeline and lighting directions which grants access to further customizable lighting options.

The NeonMaker software now supports the Riing Trio fans, Floe DX AIO liquid coolers, and TOUGHRAM RGB memory series. Not only will you be able to personalize your lighting effects freely by utilizing the NeonMaker software, but you can also synchronize with the TT RGB Plus software to maximize the control of your RGB effects.



## 06 Meet The TT RGB PLUS Ecosystem

TT RGB PLUS Ecosystem is the intelligent lighting system for PCs that combines the most advanced addressable LED lighting with Thermaltake's patented TT RGB PLUS Software, Razor Chroma, and Amazon Alexa Voice Service. TT RGB PLUS ecosystem provides nearly unlimited possibilities for playing with colors, synchronizing lights to games, music, CPU temperatures, Razer Chroma supported gaming peripherals or other TT RGB PLUS products, including case fans, CPU/VGA waterblocks, AIO CPU coolers, PSUs, LED strips, gaming keyboards, headsets, mice and mouse pads. The patented TT RGB PLUS software allows users to change the light modes, colors, speeds, brightness, fan speeds via TT AI Voice Control and Amazon Alexa Voice Service.

## TT RGB PLUS ECOSYSTEM

SyncALL, Say "Hello TT"







## Works with Amazon Alexa

All ThermalTake TT RGB PLUS products support Amazon Alexa Voice Service, allowing you to control the lights or fan speeds by talking to the Alexa-enabled device. With the support of Amazon Alexa, TT RGB PLUS products also offer an additional visual cue for checking current weather condition in your location or anywhere in the world. All you have to do is simply starting the sentence with “Alexa, tell ThermalTake”, then the lighting color will correspond to the weather condition in the location.



## Works with Razer Chroma

All ThermalTake TT RGB PLUS products are able to connect into the Razer Chroma ecosystem. Users who have installed both the TT RGB PLUS Software and Razer Synapse 3 can experience synchronized gaming and RGB lighting effects on their TT RGB PLUS liquid cooling system and gaming gear! From cooldown timers, health bars, and flashy ultimate indicators, to subtle ambient lighting that sets the perfect mood for each game, Razer Chroma provides an experience that transcends the screen and into your full setup, for a truly immersive experience.

## Sync with ViewSonic

TT RGB PLUS Ecosystem now includes monitors from View Sonic! ELITE XG240R is a gaming monitor with integrated RGB accent lighting and all the performance essentials needed for gamers to play competitively. The XG240R is also the only 24” gaming monitor equipped with ELITE RGB—a unique RGB lighting design on the back of the monitor, which can be controlled by TT RGB Plus software. ViewSonic now supports the other two models which includes ELITE XG270QC and ELITE XG 270QG.

## Sync with ZADAK

As a new partner of TT RGB PLUS Ecosystem, ZADAK is featuring its MOAB M.2 RGB HEAT SPREADER which provides compatibility for the majority of M.2 SSDs on the market. TT RGB PLUS software can perfectly synchronize with it and offer the marvelous RGB lighting effect.

## Sync with TeamGroup

As a partner of TT RGB PLUS Ecosystem, TeamGroup has two RGB SSDs and three RGB Memory Modules that can synchronize with TT RGB PLUS software, including T-FORCE DELTA RGB, T-FORCE XCALIBUR RGB, and T-FORCE NIGHT HAWK RGB DDR4 Memory Module, T-FORCE DELTA RGB SSD, and T-FORCE DELTA S RGB SSD. Users who install the above mentioned memory modules on AsRock Polychrome supported motherboards can synchronize and control the lights via TT RGB PLUS software.



## Say "Hello TT" TT AI Voice Control

Talking to TT RGB PLUS App is an easier, faster way to set lights for your systems. You can ask it to turn the lights on or off, switch lights modes, dim the lights, change light colors, or adjust lights speeds or fan speeds. Give you full control over the TT RGB PLUS products with your voice. Just say "Hello TT".







## Fun with the TT RGB PLUS Software

ThermalTake's patented software to synchronize TT RGB PLUS products with addressable LEDs. Customize the lights, monitor the fan performance, and adjust the fan speeds all from your PC.

Taiwan Patent: 105216989

US Patent Applied

China Patent Applied



## 07 Master Modder Recommendation



### Riing Quad Fan Series Recommended by Modder, Timmy Parker

When Thermaltake launched their ring series of fans I was immediately hooked. The simplicity of the TT RGB Plus software combined with the vibrant LEDs made it a must have on all of my custom builds. Starting with the Riing Plus, then Pure Plus, Riing Duo, Riing Trio, and now the beautiful Riing Quads. Year over year Thermaltake has consistently raised the bar when it comes to the RGB fan craze.

I got to see the Riing Quad fans for the first time at CES 2020 and was immediately stunned by the dynamic and vibrant colors. How Thermaltake packed in 54 LEDs was absolutely stunning and it showed with every turn of the fans. The Riing Quad fans have 4 individual LED rings that are fully customizable to any color, pattern, and sequence you choose.

Launching with the Riing Quad fans came the TT NeonMaker software. Thermaltake was kind enough to allow me to beta test the software and create lighting profiles. What are profiles you ask? The software allows you to create custom lighting profiles that you can then share with others that have the TT NeonMaker software and quad fans.

The Thermaltake Riing Quad fans would be an sensational addition to any set-up allowing a full range of colors and patterns to accentuate your build.





## 2019 Thermaltake CaseMOD Invitational Season 2



## 08 Thermaltake CaseMOD Invitational

Thermaltake aims to drive more users to enjoy the fun of PC DIY. Each year Thermaltake invites modders from all over the world to participate CaseMOD invitational, and now which has been held for over 6 years.

In 2019, Thermaltake CaseMOD Invitational Season 2 invited twelve of the world's top case modders from Australia, Canada, China, Italy, Japan, Philippines, Russia, South Korea, Sri Lanka, Sweden, Thailand, and the United States to participate in this exciting event. The contestants were required to use the TOUGHRAM RGB Memory DDR4 along with the Toughpower PF1 ARGB Platinum - TT Premium Edition to transform the Core P5 Tempered Glass V2 Black Edition ATX Wall-Mount Chassis into their own creation. They were also given an unlimited selection of Thermaltake products to install onto the build. 3 winners could receive total cash value up to USD15,000!



## 09 Thermaltake Casemodding Showcase

Thermaltake is always very passionate with the work of the modders and makers from all over the world. In this chapter, you can get a closer look and a better understanding of the modders' superior-looking mods.

AH T600 - Bernardo Mod chop



AH T600 - EPIC



View 51 TG - OverChilled



View 51 TG - PC Werkz



S500 TG - PC Werkz



Level 20 HT - Suchao Prowphong





# 10 TT Premium

Thermaltake TT Premium, the most professional online shop for PC enthusiasts, has expanded its footprint to over 100 countries and territories by launching TT Premium Europe, TT Premium Australia, TT Premium Taiwan and TT Premium China. Established in 2016, TT Premium has always adhered to Thermaltake's core mission to create values for its customers by providing exceptional high-end products, including Chassis, Liquid Cooling Solutions and Digital Power Supplies.

TT Premium

Global	<a href="http://ttpremium.com">http://ttpremium.com</a>
Europe	<a href="https://ttpremium.eu">https://ttpremium.eu</a>
Australia	<a href="https://ttpremium.com.au">https://ttpremium.com.au</a>
Taiwan	<a href="https://ttpremium.com.tw">https://ttpremium.com.tw</a>
China	<a href="https://ttpremium.com.cn">https://ttpremium.com.cn</a>
Asia	<a href="https://asia.ttpremium.com">https://asia.ttpremium.com</a>



# thermaltake

shipping to more than 100 countries  
around the globe with **premium** product quality

